



EXPRESS YOURSELF AT A HIGHER LEVEL
www.SprungFloors.com





MADE IN U.S.A.

Birch Subfloor Grade Sprung Floor Specification Guide



| O'Mara BSG | Dimensions | Weight | Installed Thickness |
|------------------|--------------------------|-----------|---------------------|
| 4' x 4' Standard | 47.500" x 47.500" x 18mm | 42 pounds | 1.500" |
| 4' x 2' Standard | 47.500" x 23.750" x 18mm | 21 pounds | 1.500" |



| Panel | Ply | Face | Back | Crossbands Next to Face & Back |
|------------------------|--|---|--|--------------------------------|
| Baltic Birch, Imported | 13-Ply 18mm 47.500" x 47.500" x 18mm BB/BB  | One piece Birch face veneer plywood with up to 6 footballs  | Whole piece sound Birch with up to 6 footballs | Birch |
| | Core Birch | Glue Formaldehyde free; CARB Phase 2 Certified for formaldehyde emissions | Dimensions Precision Machined \pm 0.005" | |

| Finish | Top | Bottom | Edges |
|--|--|---|---|
| High End Subfloor Grade: no sealer or finish | Requires a finish surface such as dance vinyl, engineered flooring, or tongue and groove hardwood flooring | Raw | Raw |
| | Adhesion Not applicable | Abrasion Resistant Not applicable | Impact Resistant Not applicable |
| | PEFC Certification Complies | Stain Resistant Not applicable | Skid Resistant Not applicable |

| DIN Standard Part II Test Results (Avg) | Shock Absorption (Force Reduction) | Vertical Deformation (Vertical Deflection) | Area Deflection (Area Indentation) |
|---|------------------------------------|--|------------------------------------|
| Requirement | Min 53% | Min 2.3 mm | Max 15% |
| O'Mara Birch Subfloor Grade | 70% | 3.9 mm | 12% |

www.SprungFloors.com • 810-743-8281



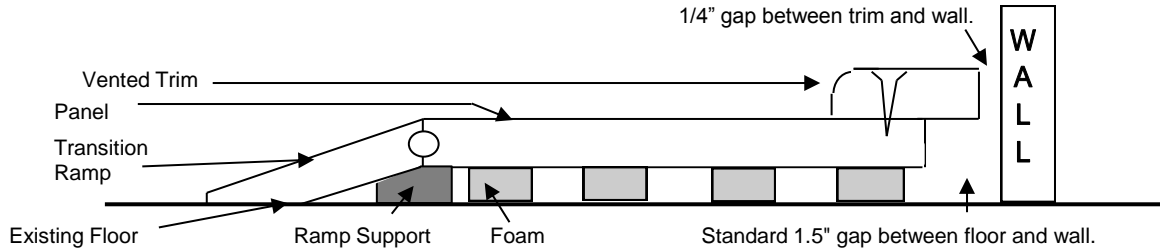
EXPRESS YOURSELF AT A HIGHER LEVEL
www.SprungFloors.com





MADE IN U.S.A.



Birch Subfloor Grade Sprung Floor Specification Guide


Side View of Floor



| Shock Absorption Material | Density | Dimensions | Criteria |
|---|--|---|---|
|  | 2 pound, closed cell cross-linked polyethylene foam blocks | 3.000" x 3.000" x 0.750" ± 0.03125" thick | (16) foam suspension blocks per 47.500" x 47.500" panel |

| Tongue & Groove System | Machined | Dimensions | Criteria |
|--|---|---|---|
|  | CNC machined, integrated 0.375" diameter tongue, machined to precise tolerances of ± 0.005" | Groove is precision machined 0.1875" radius for accurate fit less 0.375" at (4) corners | Tongue runs length of 0.750" edge, less 0.875" at (4) corners |

| Transition Ramps | Degree | Dimensions | Weight | Materials |
|---|----------|---|-----------|---|
|  6" Standard Ramp | 11° ramp | 47.500" length x 5.750" depth x 0.250" nose Groove is precision machined 0.1875" radius 5.750" ends are tongue and groove | 5 pounds | Same as O'Mara Sprung Floor Panels or Comparable Material |
|  15" ADA Ramp | 5° ramp | 47.500" length x 14.875" depth x 0.250" nose Groove is precision machined 0.1875" radius 14.875" ends are tongue and groove | 12 pounds | Same as O'Mara Sprung Floor Panels or Comparable Material |

| Vented Trim | Dimensions | Weight | Type of Wood |
|--|---|------------|-------------------------|
|  Golden Maple 1500 | Trim = 0.750" x 2.750" x 95.00" Vent = 0.250" wide x 0.125" high | 4.6 pounds | Golden Hard Solid Maple |

www.SprungFloors.com • 810-743-8281