



EXPRESS YOURSELF AT A HIGHER LEVEL
www.SprungFloors.com





MADE IN MICHIGAN U.S.A.

Maple Sprung Floor Specification Guide



O'Mara Maple	Dimensions	Weight	Installed Thickness
4' x 4' Standard	47.500" x 47.500"	42 pounds	1.500"
4' x 2' Standard	47.500" x 23.750"	21 pounds	1.500"



Panel	Ply	Face	Back	Crossbands Next to Face & Back
Michigan Hard Maple (Sustainable sources with 3rd party certification)	9-Ply 18 mm 0.708" + 0.010" thick veneer panel ~ 0.082" thick ply 	#1 Whole piece uniform Golden Hard Maple with minimal mineral streaks 	Whole piece sound Hard Maple	Sound Hard Maple or Ash spliced veneers
	Core	Glue	Dimensions	
	Sound Hard Maple or Ash 0.125" Maximum core voids	Formaldehyde free; CARB Phase 2 Certified for formaldehyde emissions	Precision Machined ± 0.005"	

Finish	Top	Bottom	Edges
Ceramic Base, Aluminum Oxide	8 coats UV application process; UV-PU Flexible Sealer Insulation, UV Filler, Durable UV-PU Sealer, Durable UV-PU Sealer, UV-PU Sand Sealer, UV-PU Sand Sealer, UV Top Coat Wear Resistant, UV Top Coat Wear Resistant	3 coats UV cured sealer; UV-PU Sealer and Insulation, UV-PU Sand Sealer, UV-PU Sand Sealer	0.750" edge of panel, (1) coat of water based commercial urethane, pressure applied
	Adhesion	Abrasion Resistant	Impact Resistant
	Cross hatch class 5B: ASTM D3358	ASTM D4060; 23,500 revolutions	5N
	Janka Hardness Rating	Stain Resistant	Skid Resistant
ASTM D1037 Hardness Test 1450	DIN68 863 part II resists all common household chemicals and most organic solvents	ASTM D2394 Coefficient of Friction; Static 0.7 – 0.8	

DIN Standard Part II Test Results (Avg)	Shock Absorption (Force Reduction)	Vertical Deformation (Vertical Deflection)	Area Deflection (Area Indentation)
Requirement	Min 53%	Min 2.3 mm	Max 15%
O'Mara Maple	70%	3.9 mm	12%

www.SprungFloors.com • 810-743-8281

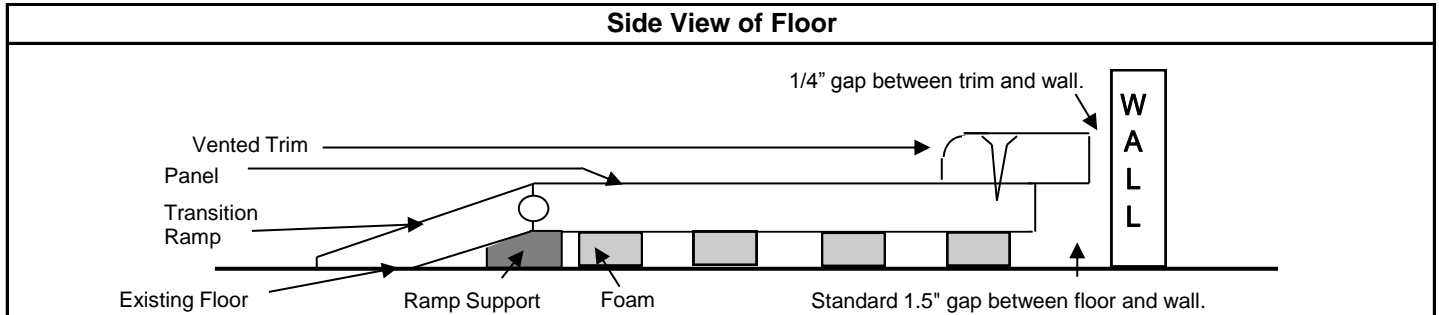



EXPRESS YOURSELF AT A HIGHER LEVEL
www.SprungFloors.com






MADE IN
MICHIGAN U.S.A.


Maple Sprung Floor Specification Guide



Shock Absorption Material	Density	Dimensions	Criteria
	2 pound, closed cell cross-linked polyethylene foam blocks	3.000" x 3.000" x 0.750" ± 0.03125" thick	(16) foam suspension blocks per 47.500" x 47.500" panel

Tongue & Groove System	Machined	Dimensions	Criteria
	CNC machined, integrated 0.375" diameter tongue, machined to precise tolerances of ± 0.005"	Groove is precision machined 0.1875" radius for accurate fit less 0.375" at (4) corners	Tongue runs length of 0.750" edge, less 0.875" at (4) corners

Transition Ramps	Degree	Dimensions	Weight	Materials
 6" Standard Ramp	11° ramp	47.500" length x 5.750" depth x 0.250" nose Groove is precision machined 0.1875" radius 5.750" ends are tongue and groove	5 pounds	Same as O'Mara Sprung Floor Panels or Comparable Material
 15" ADA Ramp	5° ramp	47.500" length x 14.875" depth x 0.250" nose Groove is precision machined 0.1875" radius 14.875" ends are tongue and groove	12 pounds	Same as O'Mara Sprung Floor Panels or Comparable Material

Vented Trim	Dimensions	Weight	Type of Wood
 Golden Maple 1500	Trim = 0.750" x 2.750" x 95.00" Vent = 0.250" wide x 0.125" high	4.6 pounds	Golden Hard Solid Maple

www.SprungFloors.com • 810-743-8281