





Birch Subfloor Grade Sprung Floor Specification Guide



O'Mara BSG	Dimensions	Weight	Installed Thickness
4' x 4' Standard	47.500" x 47.500" x 18mm	42 pounds	1.500"
4' x 2' Standard	47.500" x 23.750" x 18mm	21 pounds	1.500"



Panel	Ply	Face	Back	Crossbands Next to Face & Back
Baltic Birch, Imported	13-Ply 18mm 47.500" x 47.500" x 18mm BB/BB 	One piece Birch face veneer plywood with up to 6 footballs 	Whole piece sound Birch with up to 6 footballs	Birch
	Core Birch	Glue Formaldehyde free; CARB Phase 2 Certified for formaldehyde emissions	Dimensions Precision Machined ± 0.005"	

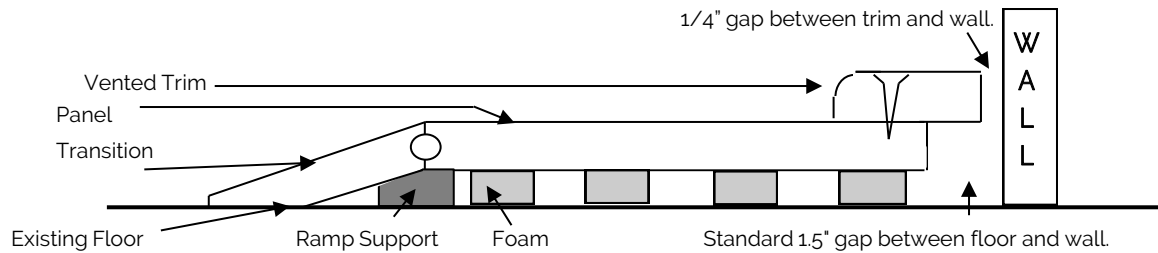
Finish	Top	Bottom	Edges
High End Subfloor Grade: no sealer or finish	Requires a finish surface such as dance vinyl, engineered flooring, or tongue and groove hardwood flooring	Raw	Raw
	Adhesion Not applicable	Abrasion Resistant Not applicable	Impact Resistant Not applicable
	PEFC Certification Complies	Stain Resistant Not applicable	Skid Resistant Not applicable


DIN Standard Part II Test Results (Avg)	Shock Absorption (Force Reduction)	Vertical Deformation (Vertical Deflection)	Area Deflection (Area Indentation)
Requirement	Min 53%	Min 2.3 mm	Max 15%
O'Mara Birch Subfloor Grade	70%	3.9 mm	12%


www.SprungFloors.com • 810-743-8281



Birch Subfloor Grade Sprung Floor Specification Guide


Side View of Floor



Shock Absorption Material	Density	Dimensions	Criteria
	2 pound, closed cell cross-linked polyethylene foam blocks	3.000" x 3.000" x 0.750" ± 0.03125" thick	(16) foam suspension blocks per 47.500" x 47.500" panel

Tongue & Groove System	Machined	Dimensions	Criteria
	CNC machined, integrated 0.375" diameter tongue, machined to precise tolerances of ± 0.005"	Groove is precision machined 0.1875" radius for accurate fit less 0.375" at (4) corners	Tongue runs length of 0.750" edge, less 0.875" at (4) corners

Transition Ramps	Degree	Dimensions	Weight	Materials
 6" Standard Ramp	11° ramp	47.500" length x 5.750" depth x 0.250" nose Groove is precision machined 0.1875" radius 5.750" ends are tongue and groove	5 pounds	Same as O'Mara Sprung Floor Panels or Comparable Material
 15" ADA Ramp	5° ramp	47.500" length x 14.875" depth x 0.250" nose Groove is precision machined 0.1875" radius 14.875" ends are tongue and groove	12 pounds	Same as O'Mara Sprung Floor Panels or Comparable Material

Vented Trim	Dimensions	Weight	Type of Wood
 Golden Maple 1500	Trim = 0.750" x 2.750" x 95.00" Vent = 0.250" wide x 0.125" high	4.6 pounds	Golden Hard Solid Maple