






BIRCH SUBFLOOR GRADE SPRUNG FLOOR SPECIFICATION GUIDE

O'MARA BSG	DIMENSIONS	WEIGHT	INSTALLED THICKNESS
4x4 Standard	47.500" x 47.500" x 18mm	42 lbs	1.500"
4x2 Standard	47.500" x 23.750" x 18mm	21 lbs	1.500"

PANEL Baltic Birch, Imported

PLY	FACE	BACK
13-Ply 18mm 47.500" x 47.500" x 18mm thick BB/BB	One piece Birch face veneer plywood with up to 6 footballs	Whole piece sound Birch with up to 6 footballs
		

CORE	GLUE	DIMENSIONS
Birch	Formaldehyde free; CARB Phase 2 Certified for formaldehyde emissions	Precision Machined ± 0.005"

CROSSBANDS NEXT TO FACE & BACK Birch

FINISH High end Subfloor Grade; no sealer or finish

TOP	BOTTOM	EDGES
Requires a finish surface such as dance vinyl, engineered flooring, or tongue and groove hardwood flooring	Raw	Raw

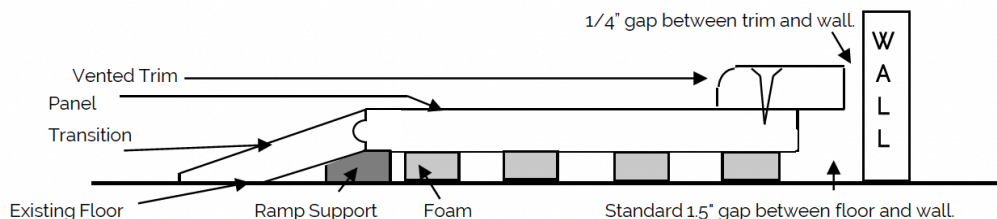
ADHESION	ABRASION RESISTANT	IMPACT RESISTANT
Not applicable	Not applicable	Not applicable

PEFC CERTIFICATION	STAIN RESISTANT	SKID RESISTANT
Complies	Not applicable	Not applicable


DIN STANDARD PART II TEST RESULTS (AVG)	SHOCK ABSORPTION (FORCE REDUCTION)	VERTICAL DEFORMATION (VERTICAL DEFLECTION)	AREA DEFLECTION (AREA INDENTATION)
Requirement	Min 53%	Min 2.3 mm	Max 15%
O'Mara Birch Subfloor Grade	70%	3.9mm	12%

BIRCH SUBFLOOR GRADE SPRUNG FLOOR SPECIFICATION GUIDE

SIDE VIEW OF FLOOR



SHOCK ABSORPTION MATERIAL	DENSITY	DIMENSIONS	CRITERIA
---------------------------	---------	------------	----------



2 lb, closed cell, cross-linked polyethylene foam blocks

3.000" x 3.000" x 0.750" ± 0.03125" thick

(16) foam suspension blocks per 47.500" x 47.500" panel

TONGUE & GROOVE SYSTEM	MACHINED	DIMENSIONS	CRITERIA
------------------------	----------	------------	----------



CNC machined, integrated 0.375" diameter tongue, machined to precise tolerances of ± 0.005"

Groove is precision machined 0.1875" radius for accurate fit less 0.375" at (4) corners

Tongue runs length of 0.750" edge, less 0.875" at (4) corners

TRANSITIONS RAMPS	DEGREE	DIMENSIONS	WEIGHT	MATERIALS
-------------------	--------	------------	--------	-----------



6" Standard Ramp

11° ramp

47.500" length x 5.750" depth x 0.250" nose
Groove is precision machined 0.1875" radius 5.750" ends are tongue and groove

5 lbs

Same as O'Mara Sprung Floor Panels or Comparable Material



15" ADA Ramp

5° ramp

47.500" length x 14.875" depth x 0.250" nose
Groove is precision machined 0.1875" radius 5.750" ends are tongue and groove

12 lbs

Same as O'Mara Sprung Floor Panels or Comparable Material

VENTED TRIM	DIMENSIONS	WEIGHT	TYPE OF WOOD
-------------	------------	--------	--------------



Golden Maple 1500

Trim = 0.750" x 2.750" x 95.00"
Vent = 0.250" wide x 0.125" high

4.6 lbs

Golden Hard Solid Maple